




ATR[®]

ALUMINUM TRUCK RACK



LADDER STOP. Easily adjustable across the entire length of the cross member. Helps to secure ladders and materials.

ANTI-WEAR STRIP. Reduces wear on ladders and protects building materials.



CROSS SECTION of uprights and cross members shows the triple-wall reinforcement that provides strength and rigidity.

Unique patent-pending design is lightweight and aerodynamic and gives the rack a sleek, stylish appearance.

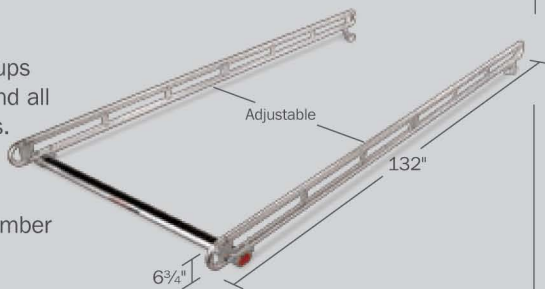
ACCESSORY SIDE RAILS

1211

For full-size pickups with 6.5' beds and all compact pickups.

Includes:
2 side rails
1 front cross member

Ship Weight: 46 Lbs.



ACCESSORY CROSS MEMBER

1215

Fits 1210 and 1211
Accessory Side Rails only.

Ship Weight: 12 Lbs.



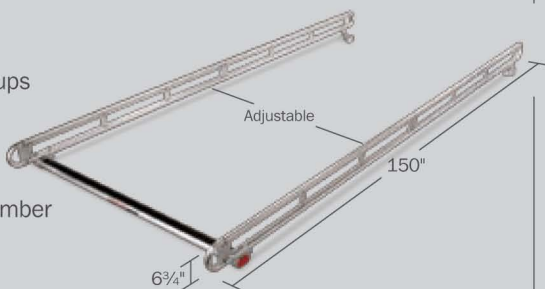
ACCESSORY SIDE RAILS

1210

For full-size pickups with 8' beds.

Includes:
2 side rails
1 front cross member

Ship Weight: 52 Lbs.



ACCESSORY QUICK RELEASE

1218

Allows quick removal of rear cross member (2 each).

Fits 1210 and 1211
Accessory Side Rails only.

Ship Weight: 2 Lbs.



BED-MOUNTED SOLUTIONS

TRUCK EQUIPMENT CATALOG



Easy-to-install compression clamps on the front and rear mounting rails secure the rack to the top of the truck bed.

Front uprights are welded to mounting rails, which are notched to allow uprights to mount close to the cab, maximizing the bed space.

Rear uprights bolt to mounting rails for easy installation.

Low-profile design of mounting rails makes for easy mounting of truck boxes and gives your truck a sleek overall look.

ADDITIONAL FEATURES

- Fully anodized.
- For full-size and compact pickups.
- Mounts to top of bed rails.
- 800 lbs. of load capacity.

FOR COMPACT PICKUPS LOAD CAPACITY 800 LBS.

1205

- Includes:
4 uprights
4 mounting bases
2 cross members
4 ladder stops

Ship Weight: 61 Lbs.



FOR FULL-SIZE PICKUPS LOAD CAPACITY 800 LBS.

1200

- Includes:
4 uprights
4 mounting bases
2 cross members
4 ladder stops

Ship Weight: 68 Lbs.



weather guard.